


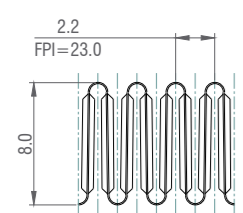
Microchannel Heat Exchanger: YVAA-026-46798-000-OEM



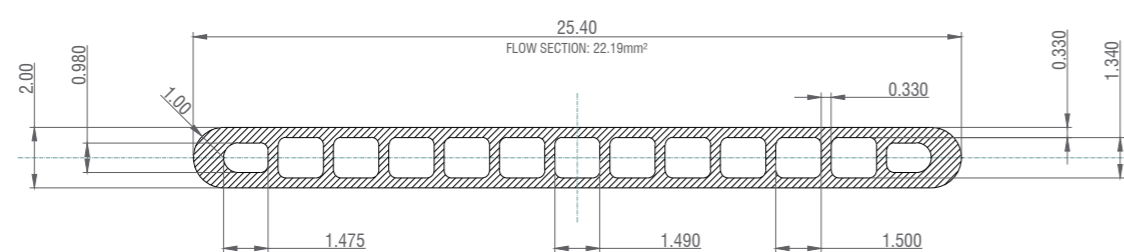
Product Specification

Application/Purpose		REFRIGERANT CONDENSER
Refrigerant(s)		MEDIUM-PRESSURE
Tube Orientation		HORIZONTAL
Weight	kg	---
Internal Volume	dm ³	---
Multi-port Tubes		
Quantity		119
Width	mm	25.4
Height	mm	2.0
Ports/Tube		13
Material		HA9153(3F03) + Zn-H112 (S)LLA ZAS
Refrigerant Manifolds		
Diameter	mm	38.0
Wall Thickness	mm	2.0
Material		AA4045/AA3005
Airside Fins		
Type		LOUVERED
Width	mm	25.4
Fin Density	FPI	23.0
Thickness	mm	0.08
Material		AA4343/FA7971/4343-H14SR
Refrigerant Inlet Connection(s)		
Quantity		2
Type		COPPER w/ HEATSHRINK
Outer Diameter	mm	25.4
Refrigerant Outlet Connection(s)		
Quantity		1
Type		COPPER w/ HEATSHRINK
Outer Diameter	mm	25.4
Flow Arrangement		2-PASS (TUBES: 84/35)
Pressure Rating	bar	32
Burst Pressure	MPa	10.0
SWAAT Hours w/o Leakages	hrs	3000+
Nitrogen Sealing	MPa	0.05-0.10
Protective Coating/Treatment		UNCOATED (026-46798-000)

AIRSIDE FINS L25.4-8.0/0.08-23.0
LOUVERED-TYPE
5:1



MULTI-PORT EXTRUSION TUBE 25.4/2.0-13-MP
SECTIONAL VIEW
10:1



UNSPECIFIED LINEAR DIMENSION TOLERANCE
ISO 2768-1 GRADE C (GB/T 1804 CLASS C)

TOLERANCE CLASS	BASIC SIZE (MM)						
	0.5 + 3.0	3.0 + 6.0	6.0 + 30	30 + 120	120 + 400	400 + 1000	1000 + 2000
m	±0.1	±0.1	±0.2	±0.3	±0.5	±0.8	±2.0
c	±0.2	±0.3	±0.5	±0.8	±1.2	±2.0	±4.0



TITLE Microchannel Heat Exchanger: YVAA-026-46798-000-OEM

Art. No: YVAA-026-46798-000-OEM

Model Code: YVAA-026-46798-000-OEM

Format: A2

Apvl			
B0			
Rev.	Date	Name	Details of modification(s)

ISO 128	Tolerances: ISO 2768-1 GRADE C	Standards/Norms: EN378-2; JB/T11967; UL207
A2	Unless otherwise specified, all dimensions are specified in MM	
Approved	2020/06/12	Manuf. No.
Checked	2020/06/12	Proj./Order No. n/a
Drawn	2020/06/12	Sales Order n/a
Date	Name	---

<p>KALTRA Gesellschaft m. b. H. Viktualienmarkt 8 • 80331 München • Deutschland Schwarzenbergplatz 6 • 1030 Wien • Österreich Email: info@kaltra.de, info@kaltra.at Web: https://www.kaltra.com</p> <p>The present drawing is to be read in conjunction with other relevant drawings and specifications related to the product. This drawing is the property of Kaltra GmbH. It must not be disclosed to any third party, copied or used for production without written authorization from the owner.</p>	Drawing No.	YVAA-026-46798-000-OEM
	Revision	B0
	Date	2020/06/12
	Scale	Not to scale
	File	York-YVAA-026-46798-000.DWG
	Sheet	1 of 1